

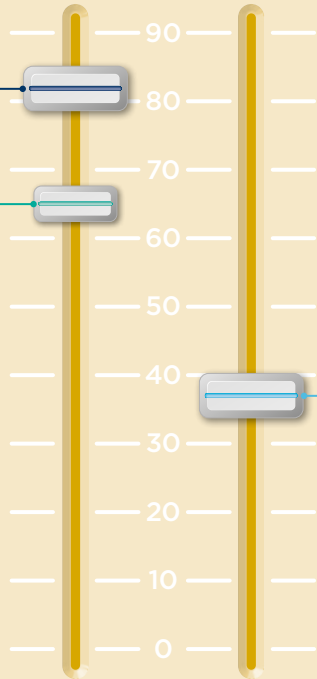
THE ECONOMIC IMPACT OF MUSIC IN EUROPE



€81.9 billion
Music sector's total GVA contribution to GDP in the EU27+UK


Larger than the GDP of 9 of the 28 EU countries (Luxembourg, Bulgaria, Croatia, Slovenia, Lithuania, Latvia, Estonia, Cyprus, Malta)

€66.3 billion
The music sector's GVA contribution to GDP in the EU27 alone



€37.5 billion
Direct impact of the music sector

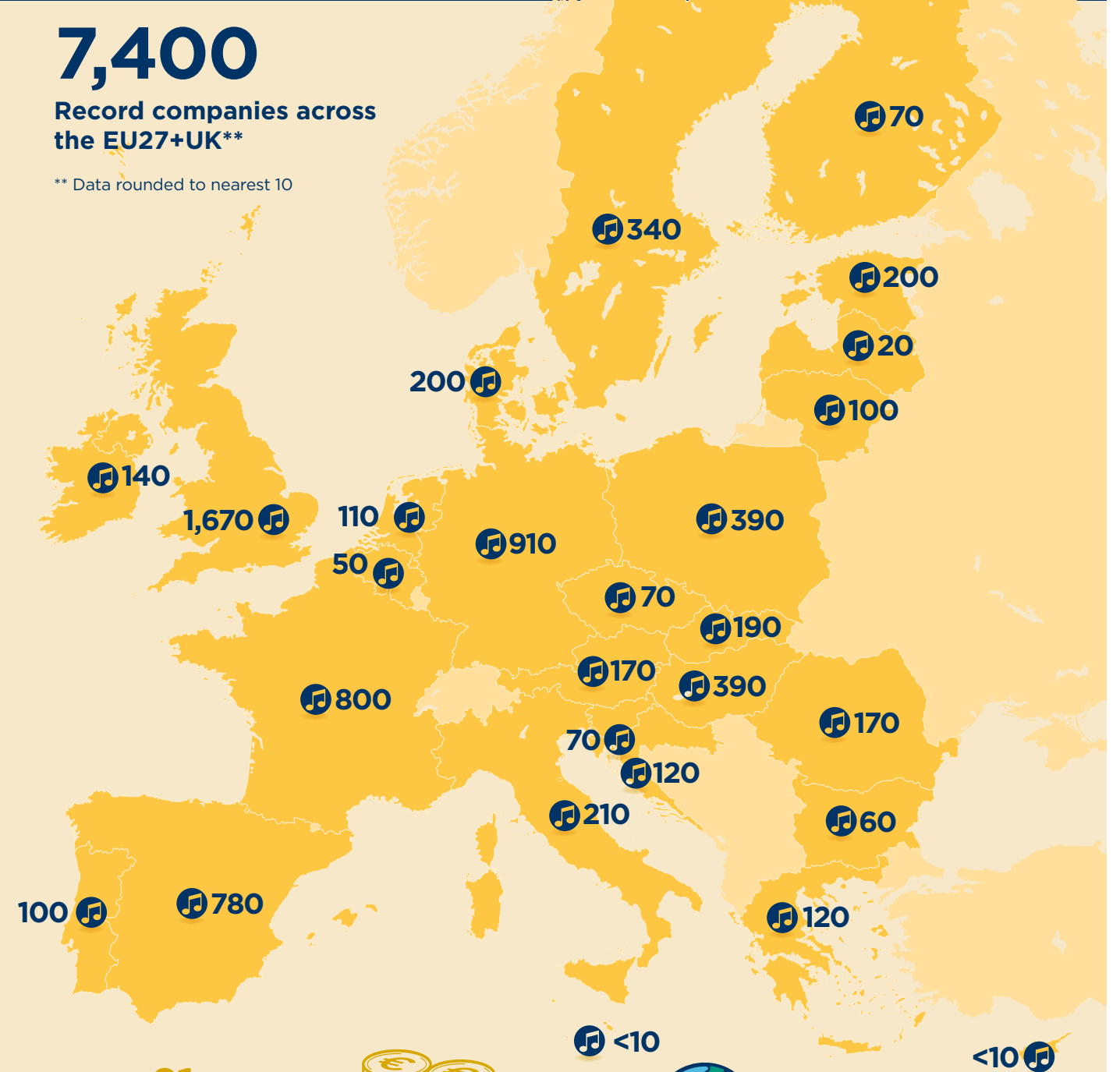
1.5 x larger than the GDP contribution of the **wine and beer manufacturing sectors**



7,400

Record companies across the EU27+UK**

** Data rounded to nearest 10

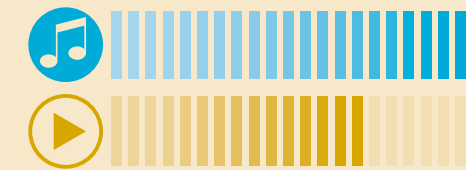


2.0 million Total jobs supported
This is **1 in every 119** jobs



1.3 million directly employed by the music sector

24% higher than the European **audiovisual sector**



€9.7 billion
Export revenue (conservative estimate)



13% more than exports of all **European GI-protected wines***

* Protected Designation of Origin + Protected Geographical Indication



€31.0 billion Total tax contribution
Equivalent to **19.4%** of the entire EU budget

€26.2 billion contribution to the EU27 alone

Every **€1** directly generated or invested by record companies led to an additional **€1.8** GDP contribution in other parts of the music sector value chain.



€2.3 billion
Record companies' revenues from European music exports